

# FLAMEBLOCKER


## H07Z-U

## H07Z-R

## 450/750V

PN -EN 50525-3-41, BS EN 50525-3-41

Single core non-sheathed cables with low emission of smoke and corrosive gases



CONSTRUCTION	
<b>Conductors:</b>	annealed copper conductor acc. to EN 60228: class 1 solid -H07Z-U, class 2 stranded H07Z-R,
<b>Insulation:</b>	special thermosetting low smoke zero halogen compound type EI5 acc. to EN 50363-5
<b>Colour of insulation</b>	green/yellow, blue, black, brown, grey, orange, pink, red, turquoise, violet, white

CHARACTERISTIC				
<b>Maximum conductor operating temperature:</b>	+90°C			
<b>Lowest ambient temperature for fixed installation:</b>	-40°C			
<b>Lowest installation temperature:</b>	-5°C			
<b>Maximum short-circuit conductor temperature:</b>	+250°C			
<b>Test voltage:</b>	2500V			
<b>Minimum bending radius:</b>	For cable diameter D (mm)			
Diameter	≤ 8mm	> 8mm ≤ 12mm	> 12mm ≤ 20mm	> 20mm
Normal use	4 D	5 D	6 D	6 D
Careful bending at termination	2 D	3 D	4 D	4 D
<b>Max. permissible tensile stress with cable grip for Cu-conductor: 50 N/mm<sup>2</sup></b>				

FIRE PERFORMANCE	
▪ <b>Flame retardant:</b>	EN 60332-1-2, EN 60332-3-24
▪ <b>Smoke density:</b>	EN 61034-2
<b>Gases evolved during combustion:</b>	EN 60754-2, pH ≥ 4,3 & conductivity ≤ 10 μSmm <sup>-1</sup> EN 60754-1, HCL ≤ 0,5%
▪ <b>CPR – class reaction to fire (acc EN 50575):</b>	Eca, Dca-s1,d0,a1, Dca-s1,d0,a1, Cca-s2,d0,a1,

FLAMEBLOCKER H07Z-U,R JM-28-03-2019  
Replace FLAMEBLOCKER H07Z-U,R JM-14-07-2017



# FLAMEBLOCKER

## H07Z-U

## H07Z-R

## 450/750V

PN -EN 50525-3-41, BS EN 50525-3-41

### APPLICATIONS

Single core, non-sheathed cables are suitable particularly for situations in which low emission of smoke and corrosive gases is required in the case of burning.

H07Z-U, H07Z-R - single core, non-sheathed cables are intended for installation in surface mounted or embedded conduits, or similar closed systems. Suitable for fixed protected installation in, or on, lighting and control gear for voltages up to 1000 V a.c. or, up to 750V d.c. to earth

#### Standard length cable packing

50 m of 100 m in coils or on spools, or 500 m on drums.

Other forms of packing and delivery are available on request

Cross-sectional area of conductor	Approximate overall diameter	Approximate net weight of cables	Maximum conductor resistance at 20°C	Minimum insulation resistance at 90°C	CPR – class reaction to fire
mm <sup>2</sup>	mm	kg/km	Ω/km	MΩ.km	
<b>H07Z-U</b>					
1,5	2,8	19	12,1	0,011	Eca
2,5	3,3	30	7,41	0,010	Eca
4	3,8	45	4,61	0,0085	Dca-s1,d0,a1
6	4,3	63	3,08	0,0070	Dca-s1,d0,a1
10	5,5	105	1,83	0,0070	Cca-s2,d0,a1
<b>H07Z-R</b>					
1,5	3,0	21	12,1	0,010	Eca
2,5	3,6	32	7,41	0,0090	Eca
4	4,1	47	4,61	0,0077	Dca-s1,d0,a1
6	4,7	67	3,08	0,0065	Dca-s1,d0,a1
10	6,0	111	1,83	0,0065	Cca-s2,d0,a1
16	7,0	168	1,15	0,0050	Cca-s2,d0,a1
25	8,7	263	0,727	0,0050	Cca-s2,d0,a1
35	9,8	356	0,524	0,0043	Cca-s2,d0,a1
50	11,6	478	0,387	0,0043	Cca-s2,d0,a1
70	13,3	674	0,268	0,0035	Cca-s2,d0,a1
95	15,6	932	0,193	0,0035	Cca-s2,d0,a1
120	17,2	1155	0,153	0,0032	Cca-s2,d0,a1
150	18,4	1421	0,124	0,0032	Cca-s2,d0,a1
185	20,3	1774	0,0991	0,0032	Cca-s2,d0,a1
240	23,2	2307	0,0754	0,0032	Cca-s2,d0,a1
300	25,4	2886	0,0601	0,0030	Cca-s2,d0,a1
400	28,5	3729	0,0470	0,0028	Cca-s2,d0,a1
500	32,1	4768	0,0366	0,0028	Cca-s2,d0,a1
630	36,3	6030	0,0283	0,0025	Cca-s2,d0,a1

FLAMEBLOCKER H07Z-U,R JM-28-03-2019

Replace FLAMEBLOCKER H07Z-U,R JM-14-07-2017



# FLAMEBLOCKER

## H07Z-U




## H07Z-R

## 450/750V

PN -EN 50525-3-41, BS EN 50525-3-41

### Current ratings acc. to IEC 60364-5-523

Conductor temperature: 90°C; Ambient temperature: 30°C

Installation					
	Single core cables in insulating tubes, in a thermally insulated walls		Single core cables in insulating tubes on a wall		In open air *
Number of loaded cores	2	3	2	3	1
Cross-section, mm <sup>2</sup>	Current ratings in Ampere (A)				
1,5	19	17	23	20	24
2,5	26	23	31	28	32
4	35	31	42	37	42
6	45	40	54	48	54
10	61	54	75	66	73
16	81	73	100	88	98
25	106	95	133	117	129
35	131	117	164	144	158
50	158	141	198	175	198
70	200	179	253	222	245
95	241	216	306	269	292
120	278	249	354	312	344
150	318	285	-	-	391
185	362	324	-	-	448
240	424	380	-	-	528
300	486	435	-	-	608
400	-	-	-	-	726
500	-	-	-	-	830
630	-	-	-	-	-

\* Current rating acc. to VDE 0298-4, ambient temperature: 30°C

### Correction factors for deviating ambient temperature

Ambient temperature, °C	10	15	20	25	35	40	45	50	55	60	65
Conversion factors	1,15	1,12	1,08	1,04	0,96	0,91	0,87	0,82	0,76	0,71	0,65